

New Mexico Healthcare Education and Advanced Training Solutions

1690 Pat D'Arco Hwy, Unit H, Rio Rancho, NM 87124 (map at the bottom)

Greetings:

Thank you for choosing *NMHEATS* for your advanced training course. We pride ourselves on offering a stress and judgement free training experience while keeping your valuable time and education dollars in mind. Our training staff offers well over 100 years of experience in pre-hospital and clinical practice. As an (AHA) American Heart Association Training Site we offer the "Gold Standard" in ACLS ~ BLS/CPR ~ PALS & Heartsaver classes.

Please prepare for your upcoming class by visiting the (AHA) American Heart Association Student Website.

· Navigate to:

<https://elearning.heart.org/>

· Or, google search: AHA eLearning

- Look for the drop-down menu that says "courses"
- Select the course that you need to complete the pre-course material for.
- Create an account (if you do not already have one)
- Scroll down the page to the "Pre-course Self-Assessment and Pres-course Work"
- Click "Launch this course"
- Click on the section that says "Pre-course Work" first and then complete the self-assessment.
- Once you are finished, please print out your results or email it to us at scheduling@nmheats.com

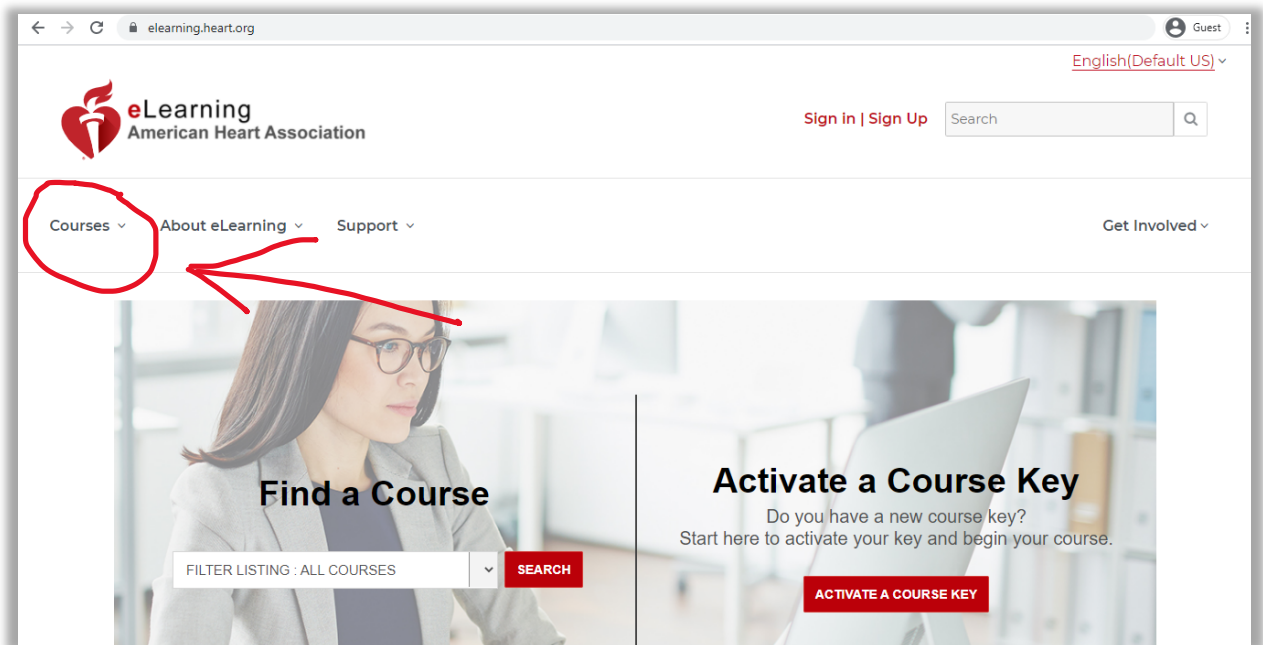
There should be multiple videos you have to watch and complete before you take the test.

- Watch the Videos (to be prepared for the class and format).
- Take the Self-Assessment (to find your strengths & weaknesses).
- Take the course pre-test (to refine your understanding and comprehension of the material).

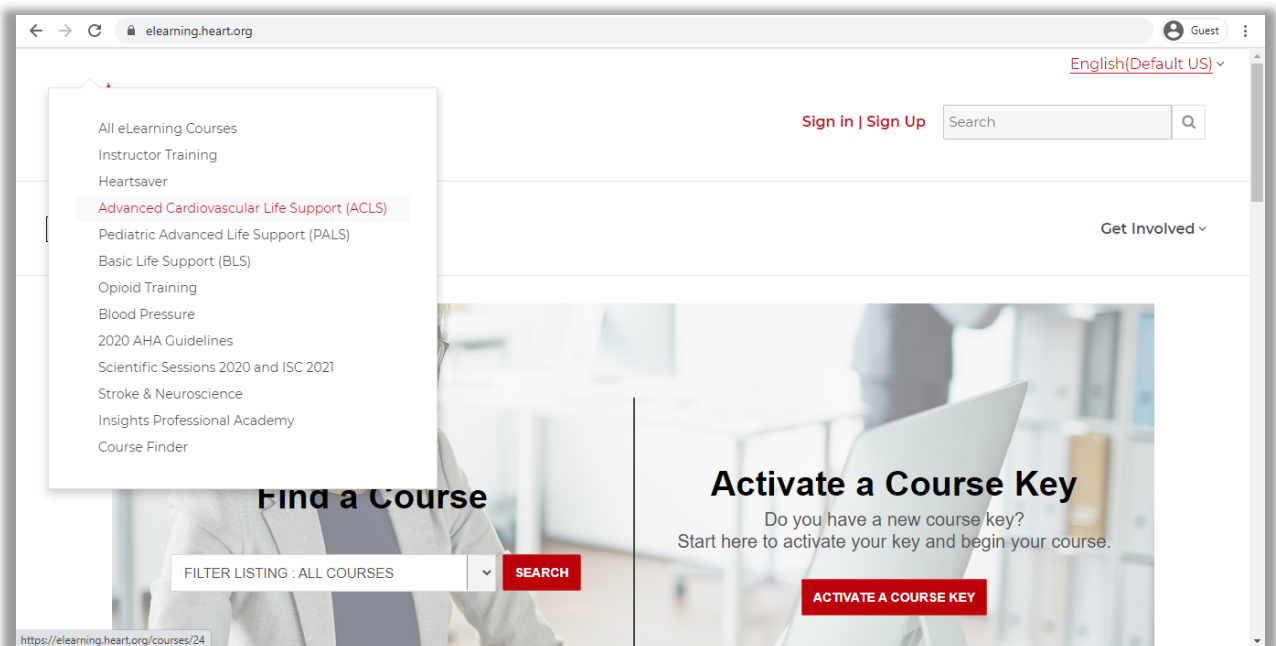
THE PRE-COURSE MATERIAL IS FREE! IF YOU NEED HELP PLEASE CALL US!

IF YOU ARE RUNNING LATE OR NEED TO CANCEL, PLEASE CALL US AS SOON AS POSSIBLE 505-227-4033.

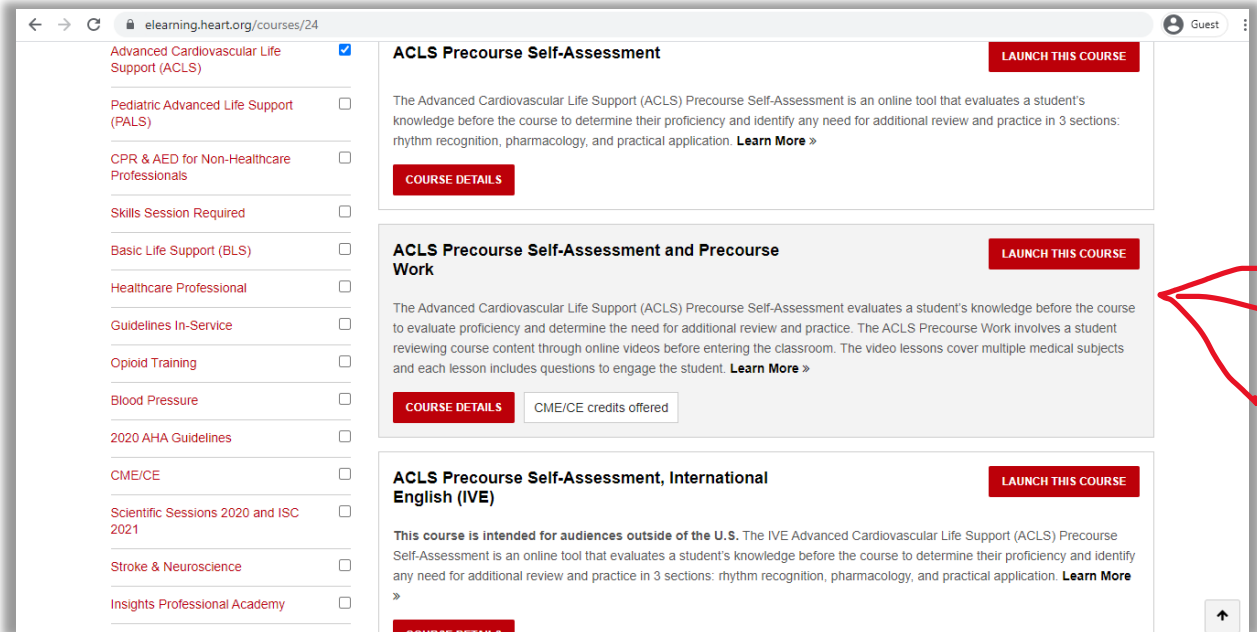
- This is what the website should look like!



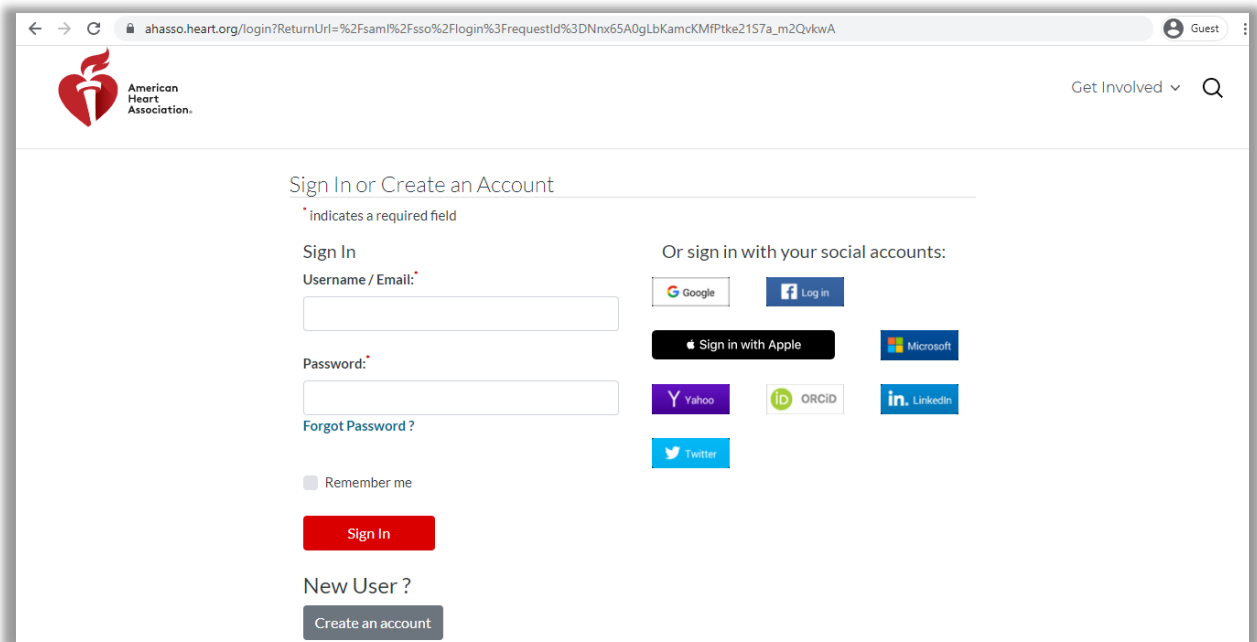
- Go to the courses bar and find the course you will be taking.



- For example, I chose the ACLS class and then I would scroll down to the “ACLS Precourse Self-Assessment and Precourse Work”. (Same for the PALS class)



- Launch the course and then it will tell you to either sign-in or create an account.



- After you sign-in/create an account, proceed to the pre-course material.

Start Date: 09/30/2021 - End Date : 09/30/2023

Welcome to the ACLS Precourse Self-Assessment and Precourse Work

Should you leave the course and need to return, you will need to select from the following options. Please note the option details below.

- * Retake - allows you to start over from the beginning (Clicking this will not retain any of your previous progress.)
- * Resume - allows you to pick up where you left off (If you have already completed the Precourse Self-Assessment and need to get back to your scoring report, please select this button)
- * Review - allows you to see what questions you got right and wrong after you have completed the Precourse Self-Assessment

Things to know before taking this course:

- * All students must complete the Precourse Self-Assessment and achieve a score of at least 70% before taking the ACLS Course.
- * Once a student has passed the Precourse Self-Assessment, they will gain access to the Precourse Work video lessons.
- * All video lessons must be reviewed before entering the classroom.
- * Students must print their successful Precourse Self-Assessment score report and course completion certificate and bring it with them to class.

Click the Precourse Self-Assessment START button below to begin.

This course is not optimized for use with Internet Explorer 11 (IE11). Please see our course technical specifications [here](#).

Resources

- Precourse Preparation Checklist
- ACLS Supplementary Material
- Coping with Death
- Intraosseous

[VIEW ALL LEARNING RESOURCES](#)

Support

- [Course Help](#)
- [Technical Requirements](#)
- [Troubleshooting](#)

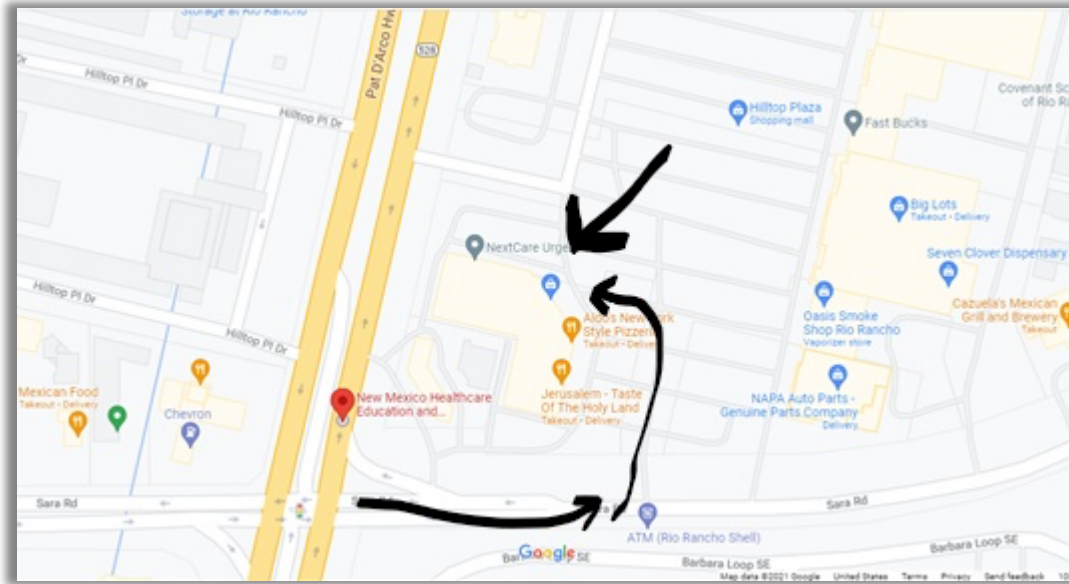
- Please watch the videos and read the material (pre-course work) before you take the self-assessment. There should be more than 10, short videos and some reading material.

Click the Precourse Self-Assessment START button below to begin.

This course is not optimized for use with Internet Explorer 11 (IE11). Please see our course technical specifications [here](#).

ACLS PRECOURSE SELF-ASSESSMENT AND PRECOURSE WORK (2)	TOPIC TYPE	STATUS	ACTION
↳ ACLS Precourse Self-Assessment	Required	Not started	▶ START
↳ ACLS Precourse Work	Required	Not started	▶ START

- Please print or send us the completion form at the end of the self-assessment.



We are located at the end of the Big Lots parking lot. There is an Urgent Care around the corner and Weck's is just north of us.